

# Green Halo System

## Contractor User Guide

### Submitting a plan:

Step 1. Fill out the Project Information that is required (see below example)

**+ Adding New Projects**

Step 1 of 5 House Remodel (Test Project) - GH074-463-7019  
Update the project information below

This plan will be submitted to:  
**Martinez, CA**

**SAVE PLAN**

1. Project Information 2. Material Selection 3. Transporter Method 4. Facility Selection 5. Complete & Review

**NEXT STEP >**

#### General Information \*required fields

Project Name \* House Remodel (Test Project)

Street Address \* 2811 Castro St

Apt/Suite #

Jurisdiction Martinez  
State CA  
Zipcode 94553  
County ContraCosta

upload project images

#### Project Information \*required fields

Permit #: 24BLD-123456X Remodel

Permit/Project # \* Square Ft. (optional): Note:

**+ Add another permit**

Project Type \* Remodel

Building Type \* Residential

Tract Number (optional)

Start Date \* 2024-09-09

End Date \* 2025-01-27

Project Value \* \$ 750,000

Square Footage \* 2,600

Description \*  
Remodel of Kitchen, family room and 2 bathrooms


**NEW FEATURE**

#### Set Target Recovery Rate for the Project (optional)

**Target Recovery Rate**  
65%


This tool is great for projects that want to set the recovery bar even higher. Green Halo automatically defaults to jurisdictional minimum requirements to comply with local ordinances. With this feature, projects attempting to qualify for LEED points or meet company recovery policies may now set higher target recovery rates. This function is completely optional and will not affect or override any local ordinance which takes precedence.

Step 2. Only check the box(s) for the materials that you will recycle, reuse, and/or dispose.



### Adding New Projects

Step 2 of 5 - House Remodel (Test Project) - GH074-463-7019  
Please select the materials to be reused, recycled, or disposed of in your project.




This plan will be submitted to:  
**Martinez, CA**

SAVE PLAN

1. Project Information
2. Material Selection
3. Transporter Method
4. Facility Selection
5. Complete & Review

← PREVIOUS STEP

NEXT STEP →



### Does your Project need to comply with LEED?


[Learn more >>](#)

#### Materials List


\* Material does not count towards Recycling Totals

Materials	Reuse	Recycle	Dispose
<b>Mixed C &amp; D</b> - Select Mixed C&D if you are commingling multiple non-hazardous materials into one bin, box, or truck. <small>Note: Commingling of multiple materials to be processed at registered facilities does not guarantee you will meet the recovery requirements. To ensure you comply with this jurisdiction's recovery requirements it's highly recommended that recyclable and/or reusable materials be source separated.</small>			
<b>Mixed C &amp; D Debris</b> <small>(Mixed debris that is not source separated, but can be recycled must be brought to an authorized registered facility.)</small>	N/A	<input checked="" type="checkbox"/>	N/A
<b>Source Separated Materials</b> - Please identify any recyclable materials you will separate on-site for recycling. <small>Note: Separating any of the recyclable materials listed below from your Mixed C&amp;D as clean materials will increase your recycling rate and your chances of complying with this jurisdiction's recovery requirements.</small>			
<b>Aluminum Cans</b> <small>(container for packaging made out of aluminum commonly used for foods and beverages)</small>	N/A	<input type="checkbox"/>	N/A
<b>Appliances &amp; Equipment</b> <small>(All non-functional appliances, HVAC units, air handlers and restaurant equipment *freon must be evacuated*)</small>	<input type="checkbox"/>	<input type="checkbox"/>	<input type="checkbox"/>
<b>Asphalt - Pavement &amp; Grinding</b> <small>(Pavement and asphalt grindings. *EXCLUDES roofing materials*)</small>	<input type="checkbox"/>	<input type="checkbox"/>	N/A

Step 3. Select your Transporter Method of how you will be removing your debris.

 **Adding New Projects**

**Step 3 of 5 - House Remodel (Test Project) - GH074-463-7019**  
Select the method of hauling that you want to use for your project.

 **This plan will be submitted to:**  
**Martinez, CA**

**SAVE PLAN**

1. Project Information   2. Material Selection   **3. Transporter Method**   4. Facility Selection   5. Complete & Review

[< PREVIOUS STEP](#)   [NEXT STEP >](#)

**Hauling, Trucking, Deconstruction, or Demolition Service**


**Debris Box/Roll-Off Service:** I will use a Debris Box/Roll-Off service for hauling my debris.

**Hauling, Trucking, Deconstruction, or Demolition Service**

I will use a Hauling, Trucking, Deconstruction, or Demolition Service to remove my debris.

**I will be Self Hauling to an Approved Recycling Facility**

**Self Haul:** I will haul away the materials in accordance with this Jurisdiction's self haul rules and regulations.


 **Self Haul Guidelines**

It is important to ensure materials are properly delivered to and labeled at the facility. Haulers transporting materials should be made aware of facilities and material types identified in the waste management plan, state the origin City of the materials to the facility scale house upon arrival, and confirm the material listed on the weight ticket is correct before departing the facility. Tickets for materials classified as "Trash," "Rubbish" or "MSW" at any facility will receive 0% diversion.

Step 4. Identify and select, from the Authorized Facilities List, the facility(ies) that you intend to use.

**+** Adding New Projects

Step 4 of 5 - House Remodel (Test Project) - GH074-463-7019  
Select the facilities to be used for this project.



This plan will be submitted to:  
**Martinez, CA**

**SAVE PLAN**

1. Project Information
2. Material Selection
3. Transporter Method
4. Facility Selection
5. Complete & Review

< PREVIOUS STEP    NEXT STEP >

Facility Selection for Materials - Please select one or more facilities for each material.

⬆ Mixed C & D Debris
Facilities Identified (1) ✓

**Mixed C & D Debris (recycle)**


Available Registered Facilities - please identify one or more facilities your materials will be transported to

Facility	Carbon Footprint	Distance	Recycle Rate
<input checked="" type="checkbox"/> <b>Contra Costa Transfer &amp; Recovery Station</b> ( <a href="#">map</a> ) 951 Waterbird Way Martinez, CA 94553 925-313-8987	0.99 lbs	2.67 mi	92%
<input type="checkbox"/> <b>Berkeley Transfer Station</b> ( <a href="#">map</a> ) 1201 2nd St. Berkeley, CA 94710 510-981-7270	4.98 lbs	13.44 mi	77%
<input type="checkbox"/> <b>West Contra Contra Costa Sanitary Landfill</b> ( <a href="#">map</a> ) 1 Parr Blvd Richmond, CA 94801 510-970-7274	5.11 lbs	13.77 mi	65%

Note: To the right is the current Recycle Rate for the facility.

Step 5. Accept the terms and conditions and click "SUBMIT PROJECT FOR APPROVAL".

Adding New Projects

 This plan will be submitted to:  
**Martinez, CA**


SAVE PLAN

Step 5 of 5 - House Remodel (Test Project) - GH074-463-7019  
Review all your project information below before submitting the plan to the jurisdiction.

1. Project Information | 2. Material Selection | 3. Transporter Method | 4. Facility Selection | **5. Complete & Review** | PREVIOUS STEP

Project: House Remodel (Test Project)

Project Information | Project Statistics | Transporter Method | Recovered Materials | Facilities & Tickets | Bid Sheet | Data By By Permit | Project Files | Messages & History | Submit for Approval



**You Still Need To Submit Your Project for Approval By This Jurisdiction. Your Estimated Recovery Rate for this project is well above the requirements for this jurisdiction.**

Thank you for working with Green Halo to make the world a greener place.

**Read the Terms and Conditions**

All construction and demolition projects (both residential and non-residential); all residential renovation projects for which a permit is required; and certain non-residential renovation projects are required to comply. Those non-residential renovation projects subject to the Ordinance are additions to non-residential buildings or structures of at least 1,000 square feet, and alterations to non-residential buildings or structures with an estimated construction cost of at least \$200K. If a renovation or remodel project falls below the compliance threshold, the owner and contractor are still strongly encouraged to meet a 65% recycling rate.

**Acceptance & Signature** \*required fields

I have read and agree to the terms and conditions above

Note

Your Name \*

Title \*

Send me text confirmation to my Phone (optional)

SUBMIT PROJECT FOR APPROVAL

Note: to make changes to your plan click the "PREVIOUS STEP" button.