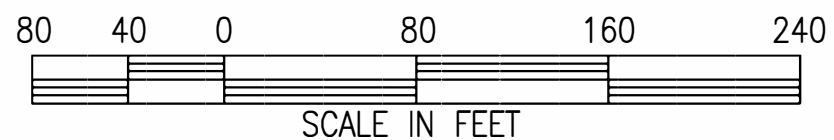





JOHN MUIR OFFSITE FLOW THROUGH PLANTER EXHIBIT  
 BY: KC  
 DATE: 06-03-2020



**LEGEND**

-  EXISTING FLOW DIRECTION
-  OFF-SITE IMPERVIOUS DRAINAGE AREA
-  IMPERVIOUS AREA FLOWING SOUTH

<u>SURFACE</u>	<u>AREA (SF)</u>	<u>C3 REQUIRED (4%)</u>	<u>C3 DESIGNED (4%)</u>
OFFSITE IMPERVIOUS	70,300 SF	2,812 SF	2,860 SF